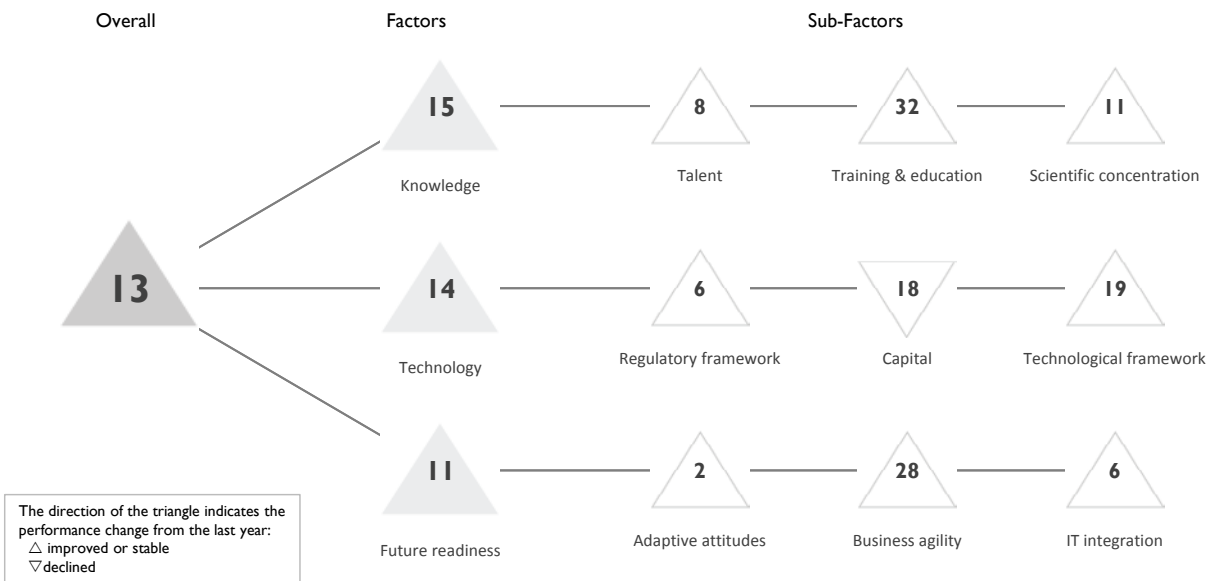


AUSTRALIA

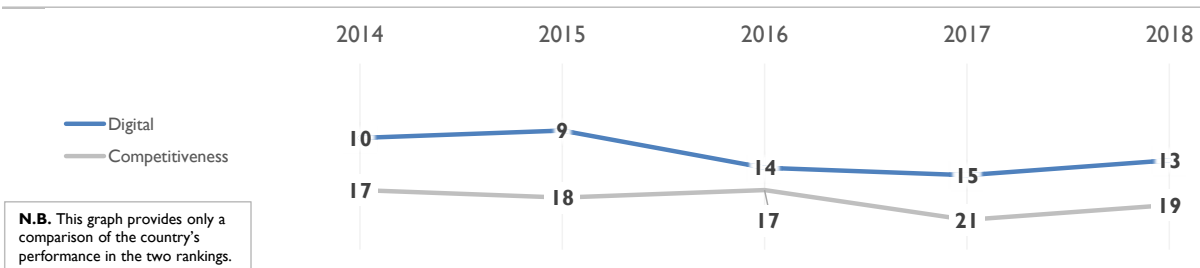
OVERALL PERFORMANCE (63 countries)



OVERALL & FACTORS - 5 years

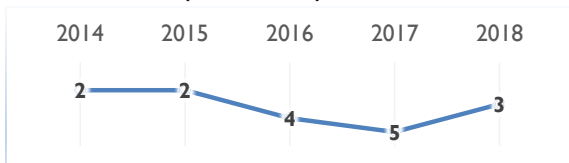
	2014	2015	2016	2017	2018
OVERALL	10	9	14	15	13
Knowledge	9	11	16	18	15
Technology	12	12	15	15	14
Future readiness	13	8	7	14	11

COMPETITIVENESS & DIGITAL RANKINGS

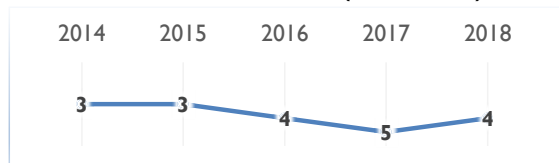


PEER GROUPS RANKINGS

ASIA - PACIFIC (14 countries)



POPULATIONS > 20 MILLION (29 countries)



- ▶ Overall top strengths
- ▷ Overall top weaknesses

KNOWLEDGE

Subfactors	2014	2015	2016	2017	2018
Talent	3	3	6	8	8
Training & education	36	38	47	51	32
Scientific concentration	10	10	12	14	11

Talent

	Rank
Educational assessment PISA - Math	23
International experience	32
Foreign highly-skilled personnel	12
Management of cities	28
▷ Digital/Technological skills	42
▶ Net flow of international students	1

Training & education

	Rank
Employee training	38
Total public expenditure on education	28
Higher education achievement	15
Pupil-teacher ratio (tertiary education)	28
▷ Graduates in Sciences	51
Women with degrees	15

Scientific concentration

	Rank
Total expenditure on R&D (%)	20
Total R&D personnel per capita	-
Female researchers	-
R&D productivity by publication	18
Scientific and technical employment	6
High-tech patent grants	40

TECHNOLOGY

Subfactors	2014	2015	2016	2017	2018
Regulatory framework	13	8	6	11	6
Capital	19	15	15	16	18
Technological framework	10	13	17	21	19

Regulatory framework

	Rank
Starting a business	5
▶ Enforcing contracts	3
Immigration laws	35
Development and app. of technology	18
Scientific research legislation	20
Intellectual property rights	14

Capital

	Rank
IT & media stock market capitalization	38
Funding for technological development	30
Banking and financial services	28
Investment risk	11
Venture capital	29
Investment in Telecommunications	13

Technological framework

	Rank
▷ Communications technology	56
Mobile Broadband subscribers	8
Wireless broadband	7
Internet users	29
Internet bandwidth speed	39
High-tech exports (%)	22

FUTURE READINESS

Subfactors	2014	2015	2016	2017	2018
Adaptive attitudes	4	2	2	4	2
Business agility	27	26	22	42	28
IT integration	13	6	8	10	6

Adaptive attitudes

	Rank
▶ E-Participation	2
Internet retailing	9
▶ Tablet possession	1
Smartphone possession	8
Attitudes toward globalization	27

Business agility

	Rank
▷ Opportunities and threats	43
Innovative firms	21
▷ Agility of companies	42
Use of big data and analytics	23
Knowledge transfer	26

IT integration

	Rank
▶ E-Government	2
Public-private partnerships	20
Cyber security	29
Software piracy	5