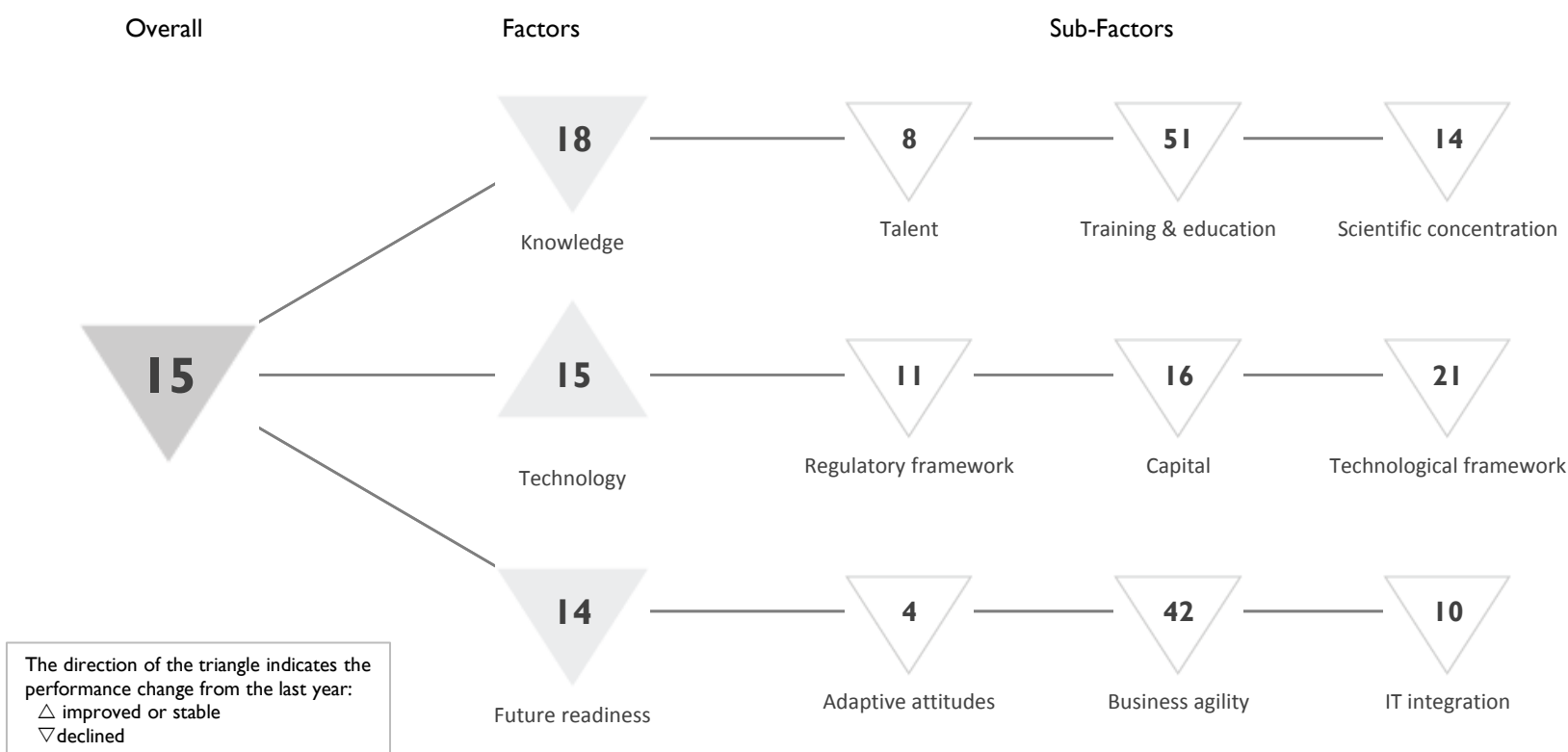


# AUSTRALIA

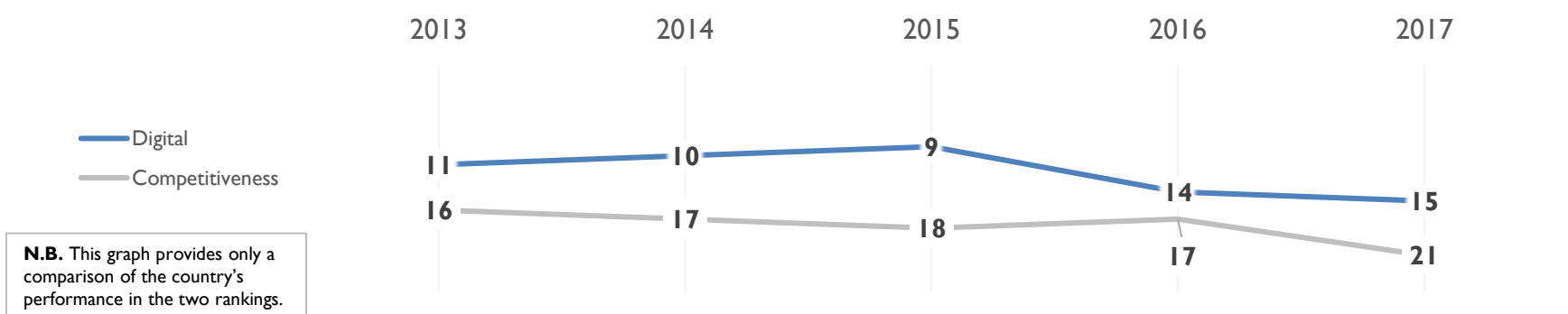
## OVERALL PERFORMANCE (63 countries)



## OVERALL & FACTORS - 5 years

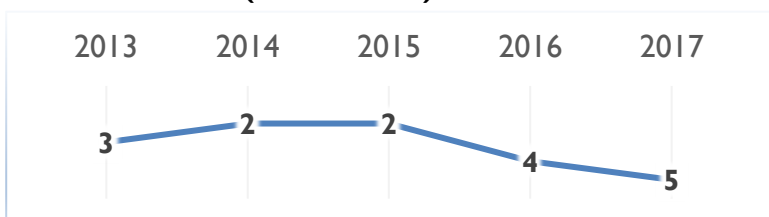
	2013	2014	2015	2016	2017
OVERALL	11	10	9	14	15
Knowledge	9	9	11	16	18
Technology	15	12	12	15	15
Future readiness	10	13	8	7	14

## COMPETITIVENESS & DIGITAL RANKINGS

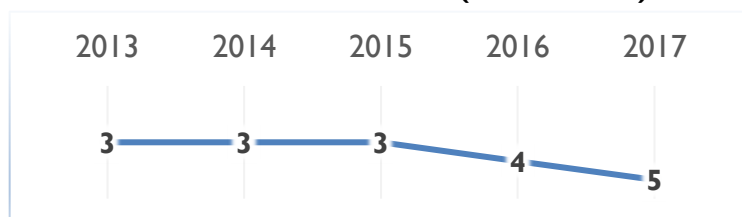


## PEER GROUPS RANKINGS

### ASIA - PACIFIC (14 countries)



### POPULATIONS > 20 MILLION (29 countries)



## ► Overall top strengths

## ▷ Overall top weaknesses

## KNOWLEDGE

Subfactors	2013	2014	2015	2016	2017
Talent	3	3	3	6	8
Training & education	31	36	38	47	51
Scientific concentration	8	10	10	12	14

Talent	Rank
Educational assessment PISA - Math	23
International experience	37
Foreign highly-skilled personnel	8
Management of cities	25
Digital/Technological skills	45
► Net flow of international students	1

Training & education	Rank
Employee training	43
Total public expenditure on education	25
Higher education achievement	15
▷ Pupil-teacher ratio (tertiary education)	52
▷ Graduates in Sciences	50
Women with degrees	31

Scientific concentration	Rank
Total expenditure on R&D (%)	17
Total R&D personnel per capita	-
Female researchers	-
R&D productivity by publication	19
Scientific and technical employment	9
High-tech patent grants	37

## TECHNOLOGY

Subfactors	2013	2014	2015	2016	2017
Regulatory framework	13	13	8	6	11
Capital	22	19	15	15	16
Technological framework	15	10	13	17	21

Regulatory framework	Rank
Starting a business	5
► Enforcing contracts	3
Immigration laws	32
Technological regulation	28
Scientific research legislation	19
Intellectual property rights	15

Capital	Rank
IT & media stock market capitalization	34
Funding for technological development	35
Banking and financial services	23
Investment risk	11
Venture capital	33
Investment in Telecommunications	9

Technological framework	Rank
▷ Communications technology	54
Mobile Broadband subscribers	8
Wireless broadband	9
Internet users	21
Internet bandwidth speed	40
High-tech exports (%)	28

## FUTURE READINESS

Subfactors	2013	2014	2015	2016	2017
Adaptive attitudes	3	4	2	2	4
Business agility	22	27	26	22	42
IT integration	13	13	6	8	10

Adaptive attitudes	Rank
► E-Participation	2
Internet retailing	10
► Tablet possession	3
Smartphone possession	13
Attitudes toward globalization	39

Business agility	Rank
▷ Opportunities and threats	56
Innovative firms	18
▷ Agility of companies	56
Use of big data and analytics	37
Knowledge transfer	25

IT integration	Rank
► E-Government	2
Public-private partnerships	24
Cyber security	40
Software piracy	5